


FULLY LEASED PLAZA



**SPA LAVENDER
COMING SOON!**

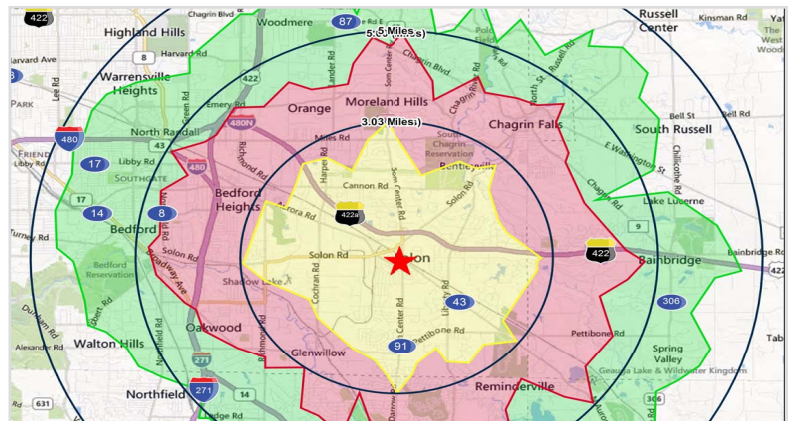
SOLON PLAZA
33445 Station Street
Solon, Ohio

Property Highlights

- Fully Leased Plaza
- Tenants include: Spa Lavendar, Heritage Coffee Bar, Butcher's Pantry: Gourmet Meat Market & Wine Shop, Moxie Salon, The Grooming Station, Academy Music & Ember's Fireplace Shop
- 14,400 SF neighborhood strip center in the heart of Downtown Solon
- Located just off Aurora Road (SR 45) & SOM Center Road (SR 91)
- Great parking

Demographics:

Estimated Population	Daytime Employees	Average HH Income
3 Miles: 28,210	3 Miles: 28,488	3 Miles: \$153,786
5 Miles: 92,930	5 Miles: 67,964	5 Miles: \$113,346
7 Miles: 175,320	7 Miles: 183,505	7 Miles: \$108,780



Contact Agent:

Carla Massara

216.514.1400 x108

cmassara@kowitzrealstate.com

FULLY LEASED PLAZA AERIAL

Solon Plaza
33445 Station Street
Solon, Ohio



KOWIT & COMPANY
REAL ESTATE GROUP

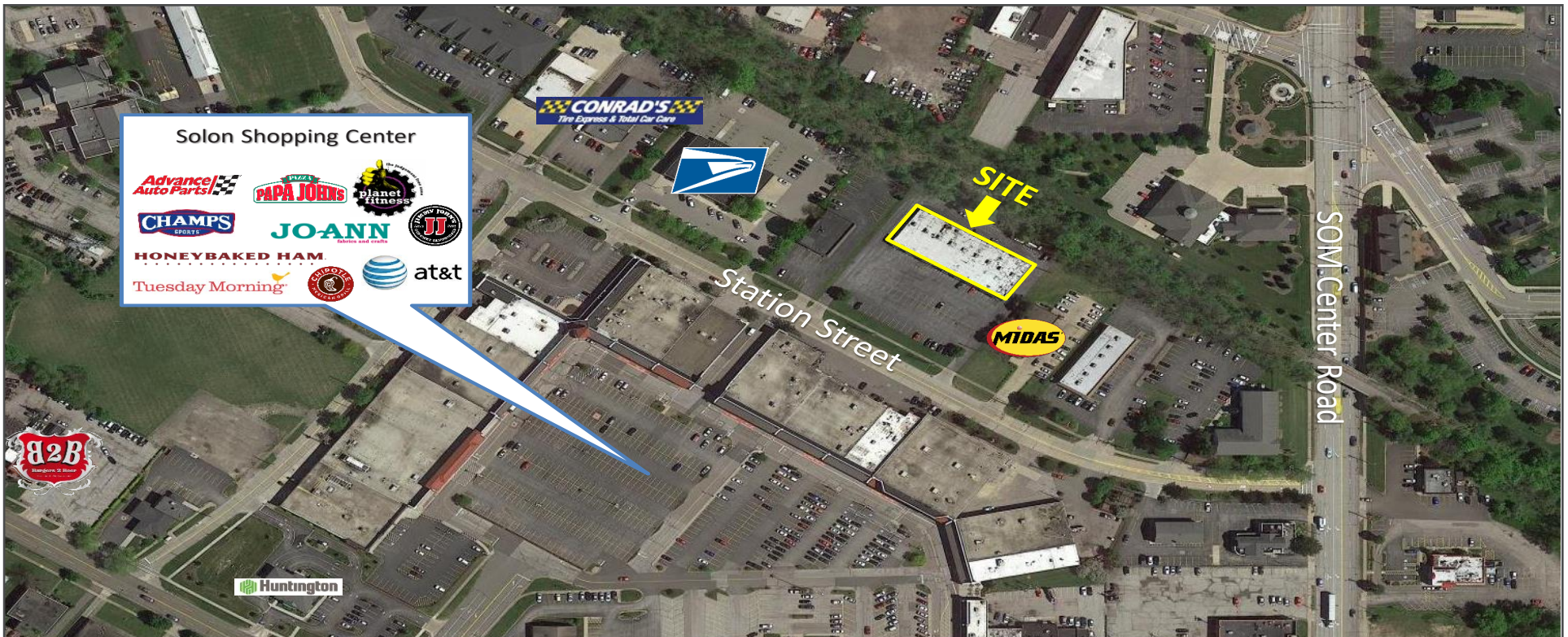
6009 Landerhaven Drive, Suite B
Mayfield Heights, Ohio 44124
P: 216.514.1400 | www.kowitrealestate.com

Contact Agent:

Carla Massara
216.514.1400 x108
cmassara@kowitrealestate.com

FULLY LEASED PLAZA UP-CLOSE AERIAL

Solon Plaza
33445 Station Street
Solon, Ohio



KOWIT & COMPANY
REAL ESTATE GROUP

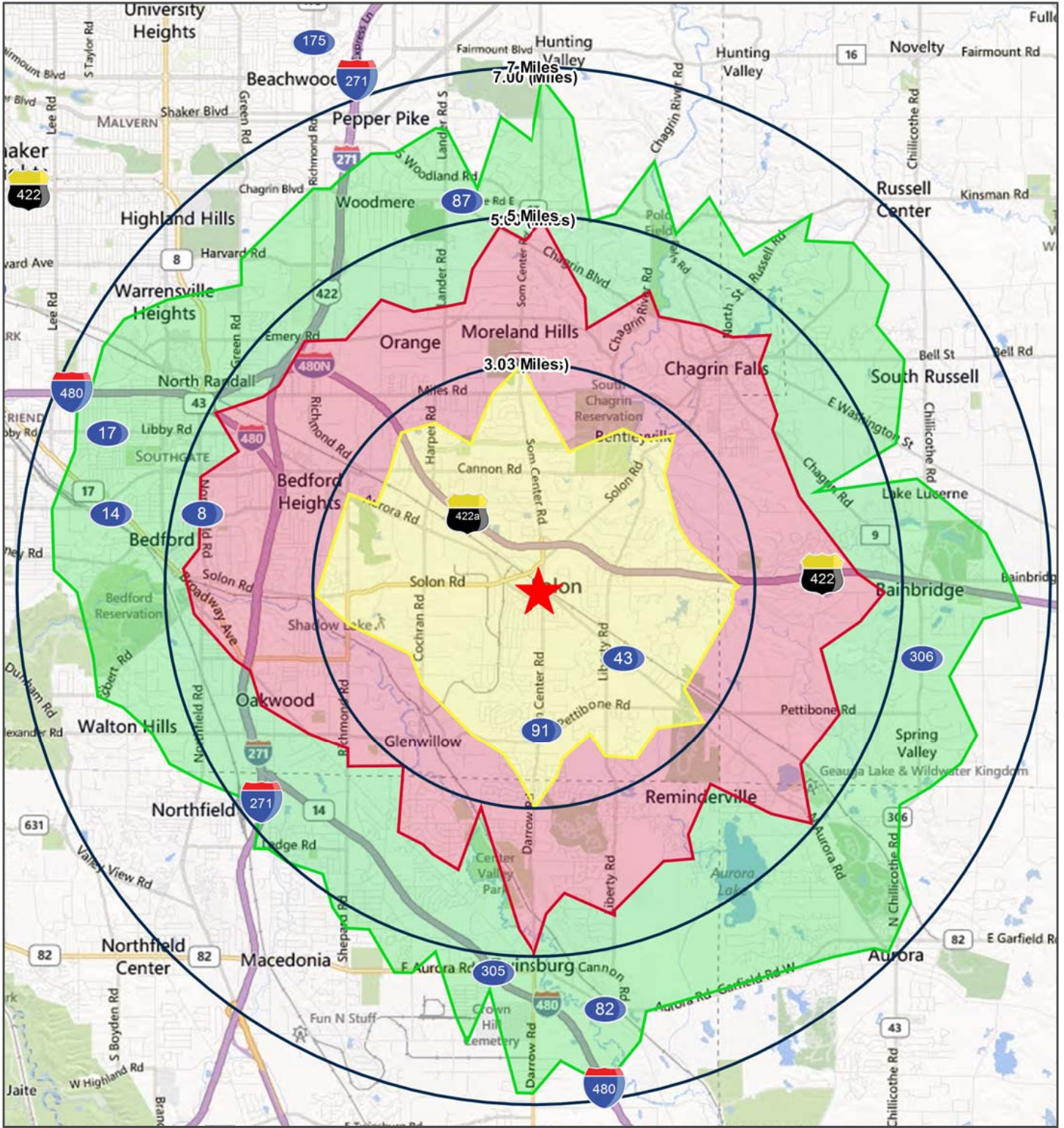
6099 Landerhaven Drive, Suite B
Mayfield Heights, Ohio 44124
P: 216.514.1400 | www.kowitrealestate.com

Contact Agent:

Carla Massara
216.514.1400 x108
cmassara@kowitrealestate.com

FULLY LEASED PLAZA AREA MAP

Solon Plaza
33445 Station Street
Solon, Ohio



KOWIT & COMPANY
REAL ESTATE GROUP

6009 Landerhaven Drive, Suite B
Mayfield Heights, Ohio 44124
P: 216.514.1400 | www.kowitrealestate.com

Contact Agent:

Carla Massara
216.514.1400 x108
cmassara@kowitrealestate.com

FULLY LEASED PLAZA DEMOGRAPHICS

Solon Plaza
33445 Station Street
Solon, Ohio

33445 Station St Solon, OH 44139		3 mi radius	5 mi radius	7 mi radius
POPULATION	2018 Estimated Population	28,210	92,930	175,320
	2023 Projected Population	27,110	89,586	169,108
	2010 Census Population	28,393	92,002	174,206
	2000 Census Population	26,306	89,223	172,402
	Projected Annual Growth 2018 to 2023	-0.8%	-0.7%	-0.7%
	Historical Annual Growth 2000 to 2018	0.4%	0.2%	0.1%
	2018 Median Age	42.6	42.5	42.9
HOUSEHOLDS	2018 Estimated Households	10,621	38,864	73,781
	2023 Projected Households	10,398	38,230	72,624
	2010 Census Households	10,251	37,071	70,661
	2000 Census Households	9,207	34,801	67,335
	Projected Annual Growth 2018 to 2023	-0.4%	-0.3%	-0.3%
	Historical Annual Growth 2000 to 2018	0.9%	0.6%	0.5%
RACE AND ETHNICITY	2018 Estimated White	71.9%	64.5%	61.4%
	2018 Estimated Black or African American	14.9%	26.6%	31.2%
	2018 Estimated Asian or Pacific Islander	10.9%	6.1%	4.8%
	2018 Estimated American Indian or Native Alaskan	0.1%	0.1%	0.1%
	2018 Estimated Other Races	2.2%	2.6%	2.5%
	2018 Estimated Hispanic	1.9%	2.0%	1.9%
INCOME	2018 Estimated Average Household Income	\$153,786	\$113,346	\$108,780
	2018 Estimated Median Household Income	\$108,543	\$81,572	\$79,466
	2018 Estimated Per Capita Income	\$57,954	\$47,479	\$45,929
EDUCATION (AGE 25+)	2018 Estimated Elementary (Grade Level 0 to 8)	1.0%	1.2%	1.3%
	2018 Estimated Some High School (Grade Level 9 to 11)	2.5%	4.2%	4.4%
	2018 Estimated High School Graduate	15.9%	23.4%	25.3%
	2018 Estimated Some College	14.4%	17.8%	19.7%
	2018 Estimated Associates Degree Only	5.8%	7.3%	7.3%
	2018 Estimated Bachelors Degree Only	29.4%	25.7%	23.8%
	2018 Estimated Graduate Degree	31.1%	20.5%	18.3%
BUSINESS	2018 Estimated Total Businesses	1,572	4,810	10,980
	2018 Estimated Total Employees	28,488	67,964	183,505
	2018 Estimated Employee Population per Business	18.1	14.1	16.7
	2018 Estimated Residential Population per Business	17.9	19.3	16.0



6009 Landerhaven Drive, Suite B
Mayfield Heights, Ohio 44124
P: 216.514.1400 | www.kowitrealestate.com

Contact Agent:

Carla Massara
216.514.1400 x108
cmassara@kowitrealestate.com